



District Report Card: 2017


State: West Bengal	District: Dakshin Dinajpur
Class: 3	Subject: Language
Schools: 61	Students: 1006


Participation/Coverage


Students

GENDER 	Boys		Girls	
	Number	%	Number	%
	530	52.68	476	47.32

AREA 	Rural		Urban	
	Number	%	Number	%
	945	93.94	61	6.06

CATEGORY 	SC		ST		OBC		GEN	
	Number	%	Number	%	Number	%	Number	%
	217	21.57	195	19.38	106	10.54	488	48.51

CWSN 	LD	VI	HI	S&LD	ID	Oth
	1	0	0	0	2	0

Management 	Government		Government-aided	
	Number	%	Number	%
	546	54.27	460	45.73

Average Performance of Students in Language (%)

Overall	Gender		Area		Management		Social Group			
	Male	Female	Rural	Urban	Govt.	Aided	SC	ST	OBC	GEN
78.05	78.28	77.79	77.81	81.64	80.39	75.26	79.35	71.83	82.77	78.92

Performance on Learning Outcomes (LOs)

Learning Outcomes	Description	Average Performance(%)
L304	Reads small texts with comprehension i.e., identifies main ideas, details, sequence and draws conclusions	79.91
L312	Reads printed scripts on the classroom walls: poems, posters, charts etc.	74.31

Range of Performance of Students who Answered Correctly							
Below 30%		30% - 50%		50% - 75%		Above 75%	
Number	%	Number	%	Number	%	Number	%
41	4.08	60	5.96	267	26.54	638	63.42

Lowest Performing Learning Outcomes (LOs)

1 - Reads printed scripts on the classroom walls: poems, posters, charts etc. (74.31)

2 - Reads small texts with comprehension i.e., identifies main ideas, details, sequence and draws conclusions (79.91)